

Deployed Real Time Mobile & Remote Monitoring vital signs for BP, Heart rate functions, oxygen saturation

CLIENT OVERVIEW

Sensogram Technologies is a research and development company that designs, produces and markets innovative biosensors that are easy-to-use wireless mobile devices. Sensogram allows real-time, continuous, remote and mobile monitoring of vital signs such as blood pressure, heart rate, respiration rate, oxygen saturation, and others.

Founded by Dr. Vahram Mouradian, who's vision was to enable people to take control of their own health and wellness. Our first product, SensoSCAN, is the result of many years of US and International research, transforming advanced medical technologies into an affordable, lightweight devices suitable for everyday use.

Industry : Healthcare

- Angular
- Node
- Express
- Mongo
- D3 Graphs
- Android
- Bluetooth

Aws

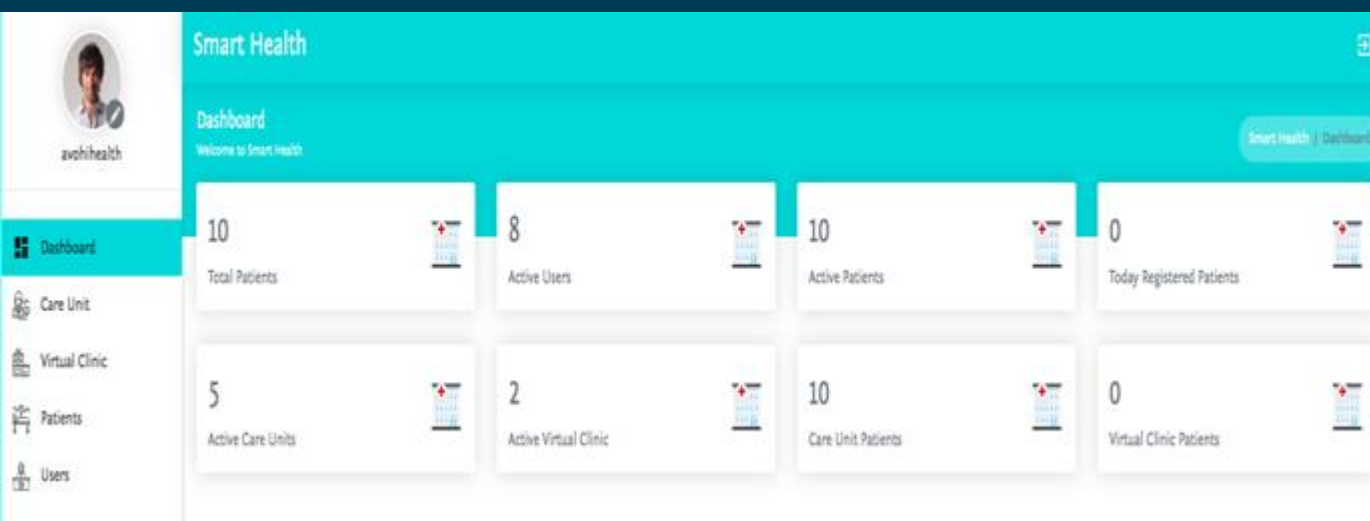
CHALLENGE

- To create a single platform for all available healthcare wearables
- Reading the data of wearables device through app by any patients/elderly people/ Doctor/Nurse
- Detecting fall and sending signals/Alarms to Doctor/Nurse/care taker
- Enable exploration of business model with quick POC

PROBLEM STATEMENT

- ✓ End-to-end development and Integration with **BLE health monitoring devices** to detect and capture heart beats, respiration rate, pulse, SPO2, Blood pressure, weight ECG etc.
- ✓ Detecting fall action and sending Alerts to Doctors/Nurse/Care takers.
- ✓ Admin dashboard for care takers with progress card
- ✓ Admin dashboard to take action on fall alerts
- ✓ Admin dashboard for providing prescription to patients
- ✓ DevOps for the infrastructure deployment and management in Amazon

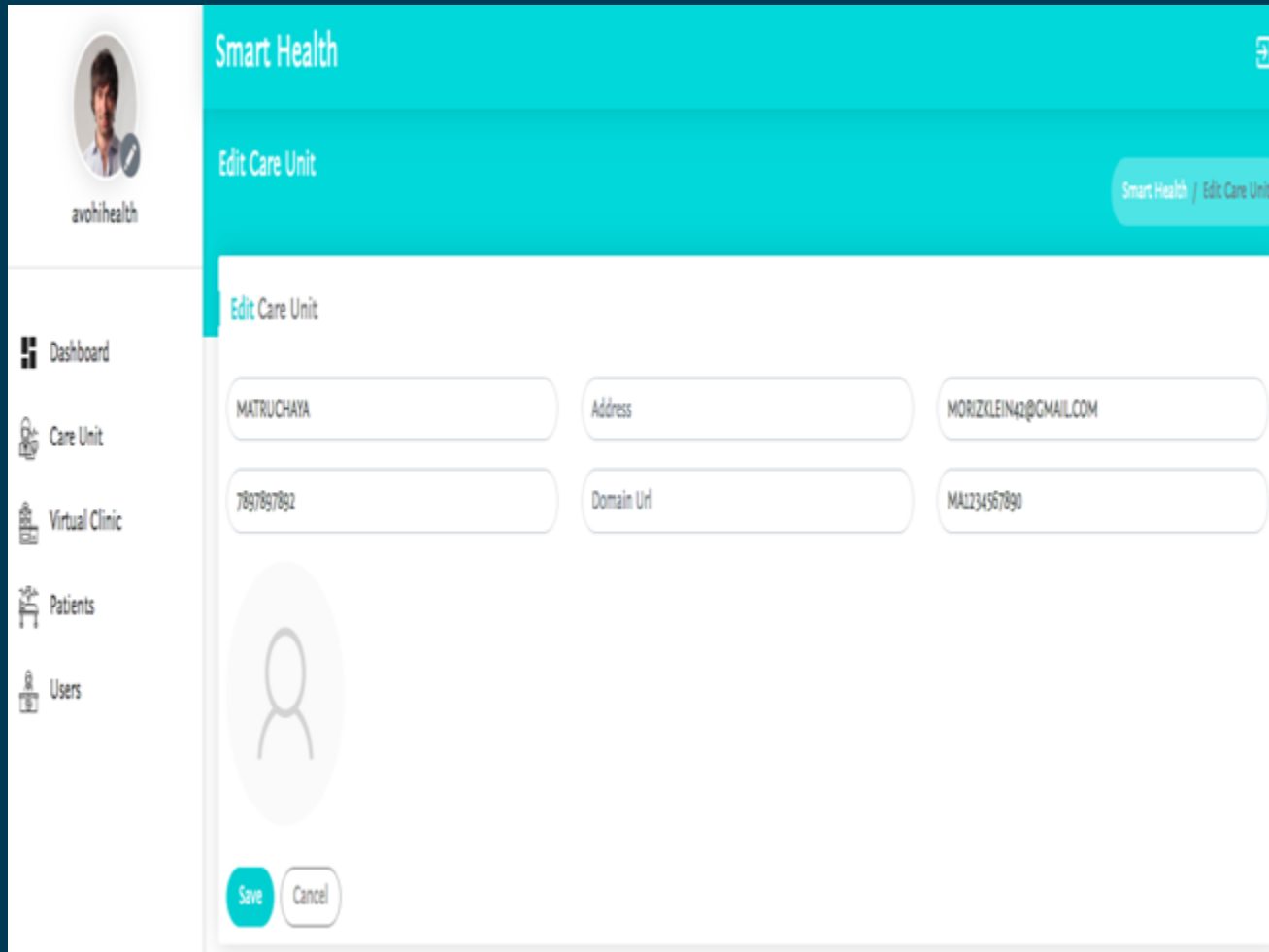
ADMIN DASHBOARD



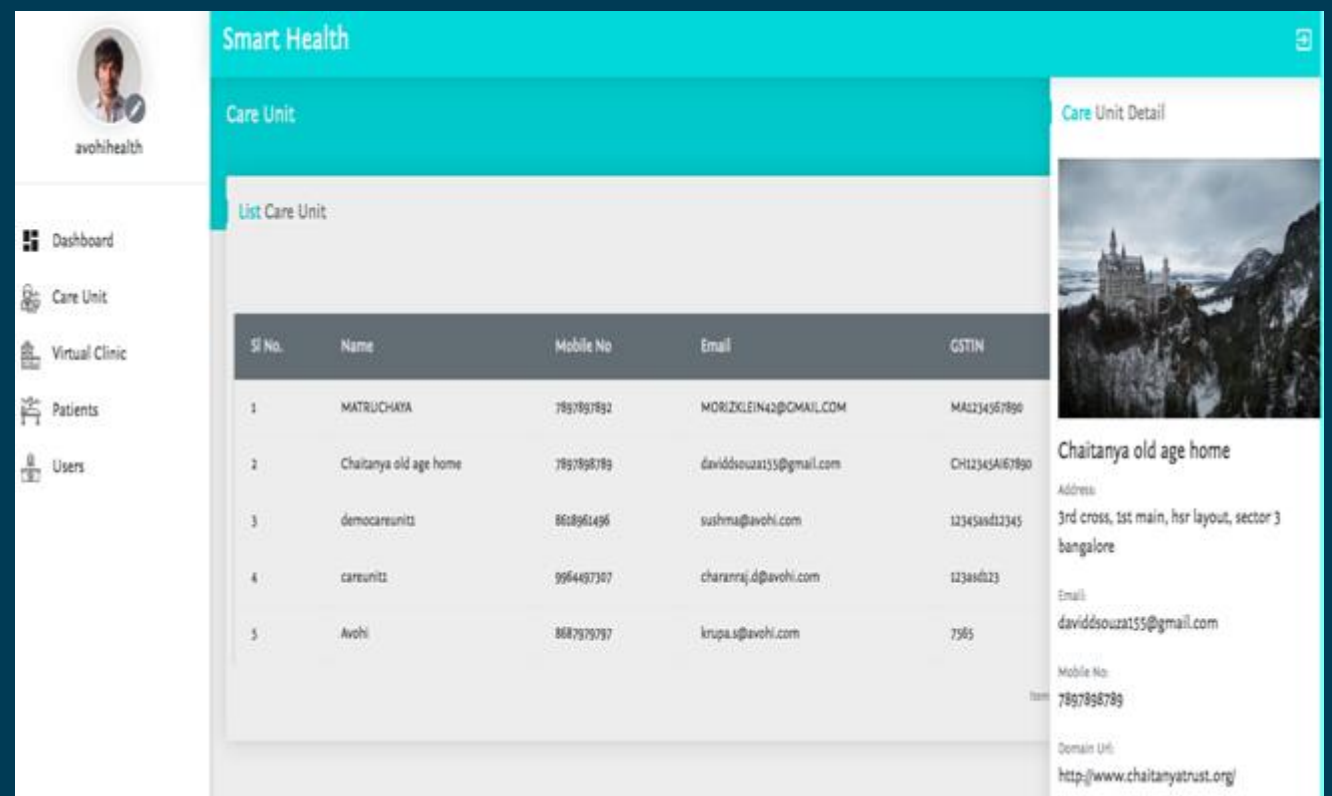
CREATE CARE UNITS

The screenshot shows the 'Smart Health' Admin Dashboard with the 'Care Unit' section selected. The page title is 'Smart Health Care Unit'. The main content area is titled 'Create Care Unit' and contains a form with the following fields: Care Unit Name, User Name, Address, Email, Mobile No, Domain Url, and GSTIN. At the bottom of the form are 'Submit' and 'Cancel' buttons. The sidebar on the left is identical to the previous screenshot, listing navigation options: Dashboard, Care Unit, Virtual Clinic, Patients, and Users.

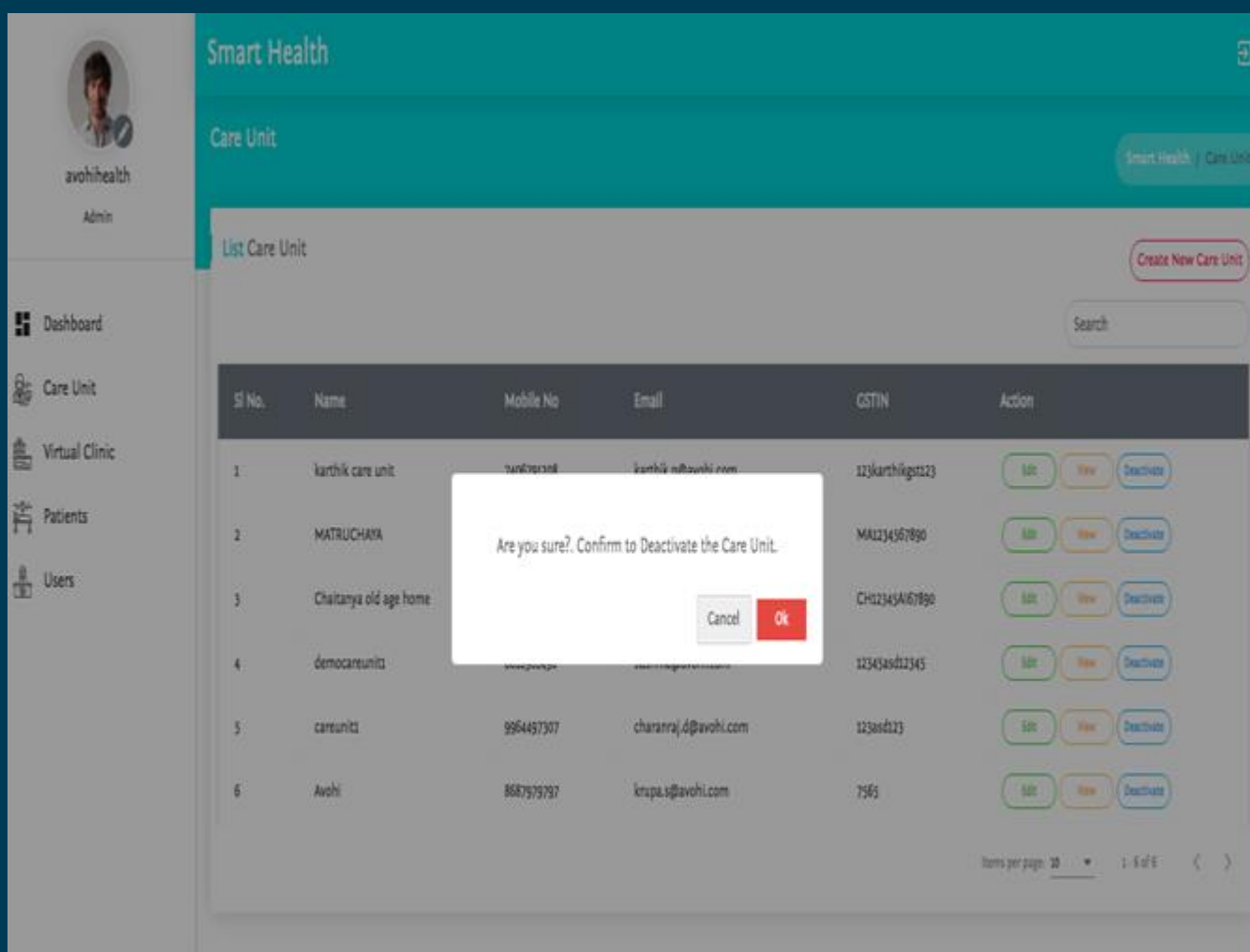
EDIT UNIT CARE



VIEW CARE UNIT



ACTIVATE AND DEACTIVATE CARE UNIT



OUTCOME

- ✓ The vitals rate can be shown in graph of particular patients
- ✓ Monthly/yearly vitals fluctuation can be shown .
- ✓ The entire data of particular patient is available

QUANTIFICATION OF BENEFITS

- Vital Reading – Vitals reading time can be reduced Ex : consider manually a man takes 5 minute to record vitals of one patient, for 1000 patients it will be 5000 minutes . From our application , it takes 1 minute to record vitals of one patient, for 1000 patients it will be 1000 minutes, We have reduced 4000 minutes of work.
- When ever There is a manual effort there will be chances of errors , consider 2% error rate involved , If there are 1000 patients then 20 patients reading may go wrong , but in application the error rate will be 0.2 . Out of 1000 patients 2 patients reading may go wrong.

HIGH LEVEL ARCHITECTURE DIAGRAM

